

# SOLARTECH POWER

## SPM200P/210P/220P/230P

### SPECIFICATIONS

CELL	Multicrystalline silicon solar cell	156mmx156mm
No. of cells and connections	60(6x10)	
Dimension of module	1640x994x50(mm)	64.6x39.1x1.97(in)
Weight	19kg	41.801b

### Characteristics

Model	SPM200P	SPM210P	SPM220P	SPM230P
Power at STC(Pm)	200W	210W	220W	230W
Maximum power voltage(Vpm)	28.8V	30.0V	30.2V	30.6V
Maximum power current(Ipm)	7.07A	7.11A	7.41A	7.60A
Open circuit voltage(Voc)	36.4V	36.5V	36.8V	37.0V
Short circuit current(Isc)	7.72A	7.68A	7.95A </td <td>8.14A</td>	8.14A
Tolerance	±5%	±5%	±5%	±5%
Module efficiency	12.26%	12.88%	13.49%	14.1%

STC: Temperature 25°C, Irradiance 1000W/m<sup>2</sup>, AM=1.5

### Limits


Operating temperature	-40 to +85°C
Maximum system voltage	1000V DC
Series fuse rating	12A

### Components & Mechanical Data

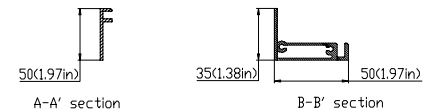
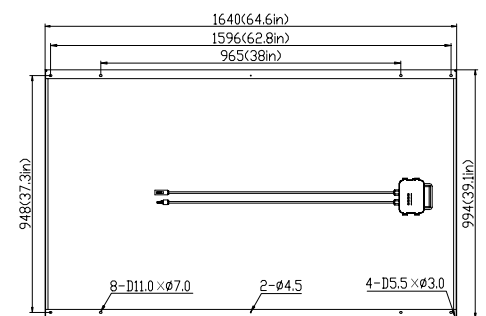
Front Glass	3.2mm tempered
Junction Box	IP-65 rated
Frame	Anodized aluminum alloy type 6063-T5
Encapsulation Material	EVA(0.5±0.05mm thickness)
Back Foil	White TPT(0.32±0.03mm thickness)
Temperature Range	-40°C to +90°C
Max Load	5400Pa

### Temperature coefficient

Nominal Operation Cell Temperature	48°C±2°C
Current temperature coefficient	0.06±0.01 %/K
Voltage temperature coefficient	-(78±10) mv/k
Power temperature coefficient	-(0.5±0.05) %/k



Back of the module



### IV CURVES

